

# RAY

ELECTROMECHANICAL GEAR MOTOR FOR SWING GATES WITH LEAVES UP TO 4 m, 24 Vdc



## PLUS

Built in LED light in the frontal part of motor body, to light up gate entrance and define width of the passage at night

High technological materials resistant to weather conditions

UV-resistant plastic covers

Extremely silent mechanics, protected by robust die-casted and powder-coated aluminum body

Aligned front and rear mounting brackets to ease motors installation

Manual unlock possible with Sub transmitter. Easy and user friendly

RAY FAST: opening speed at 90° in 10 seconds \*



Built-in LED light mask



Possibility to unlock motor with transmitter






Brackets in line




Metal gearing (RAY4024)

\* slow down phase excluded

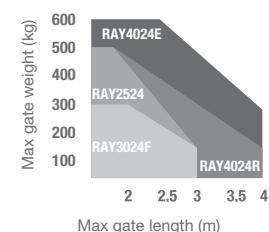
# MODELS

CODE	DESCRIPTION	PCS PALLET
 RAY2524	For swing gates with maximum length 3 m and weight 150 kg, 24 Vdc motor (1 pc)	25
 RAY4024E	For swing gates with maximum length 4 m and weight 300 kg, 24 Vdc motor with encoder (1 pc)	25
 RAY3024F	For swing gates with maximum length 3 m and weight 150 kg, 24 Vdc motor with encoder (1 pc) 	25
 KRAY4024R	For swing gates with maximum length 4 m and weight 150 kg, 24 Vdc motor, reversible, included of power module PO24R, with encoder (1 pc)	25

		RAY2524	RAY4024E	KRAY4024R	RAY3024F
<b>MECHANICAL DATA</b>					
speed	cm/s	2,6	1,5	3	3,8
pulling force	N	1500	2000	1000	1000
working cycle	%	80	80	80	50
opening time at 90°	sec	18-25*	20-25*	15-20*	10-15*
<b>ELECTRICAL DATA</b>					
control board		14AB	14AB2	14AB2	14AB2F 
power	Vdc	24	24	24	24
consumption	A	3,5	5	5	5
absorbed power	W	85	120	120	120
integrated lights		yes	yes	yes	yes
<b>GENERIC DATA</b>					
protection degree	IP	44	44	44	44
dimensions (L - D - H)	mm	844 - 100 - 104	844 - 100 - 104	844 - 100 - 104	844 - 100 - 104
weight	kg cad	6	8	8	8
working temperature	°C	-20 + 55	-20 + 55	-20 + 55	-20 + 55
leaves maximum weight	Kg	500	600	500	300

\* with optimized fixing dimensions

## LIMIT USE



Gate shape and height and weather conditions can considerably reduce the values shown above, in the graph. 230 Vacmotors are suggested for windy areas

# ACCESSORIES



**ADFB**  
Adjustable front mounting bracket  
(only RAY2524)

PC 1



**ADRB**  
Adjustable rear mounting bracket  
(only RAY2524)

PC 1



**ADWA**  
Adapter kit for competitors motors

PC 1



**FCRAY**  
Mechanical stop in closing

PC 1



**ELS-C**  
Horizontal 12 V electrolock

PC 1



**KBP**  
Battery back-up kit

PC 1



**KITFIXBATT**  
Fixing batteries brackets

PC 1



**KC**  
Unlock key cilinder

PC 1



**EXRB**  
Extensions bracket for outside opening

PC 1



**520STAF032A00**  
Adapting rear bracket

PC 1



**999KRAYD**  
Colour change kit RAL 7016

PC 1



**14AB2**  
Control unit in box for two 24 Vdc motors

PC 1



**CT202 24**  
Control unit in box for two 24 Vdc motors  
(only RAY2524)

PC 1



**TS**  
Warning board

PC 1