

PanTilt video door stations



MK-DAC
1-gang surface



MK-DBC
3-gang semi-flush



MK-DGC
3-gang semi-flush
aluminum panel



MK-DS/B
1-gang surface

• Wide-angle fixed position camera

• Options



KAW-D
30° Angle Box
for MK-DS/B, etc.
→ P.35



MKW-R
Surface-mount box
for MK-DBC

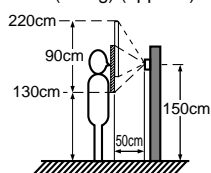
MY Series Video door stations

- Works with any MY Series Video Entry Security System.
- CCD camera door stations, pan & tilt controllable.
- Infrared LED's projected on callers at 50cm.

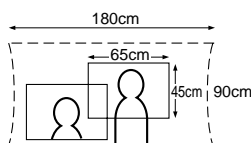
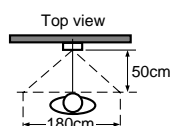
Image view area

MK-DAC, MK-DBC, MK-DGC

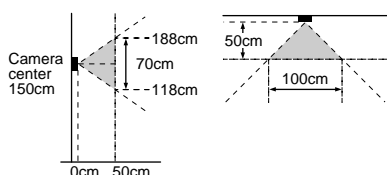
VERTICAL (tilting) (approx.)



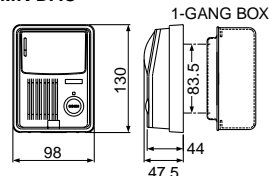
HORIZONTAL (panning)



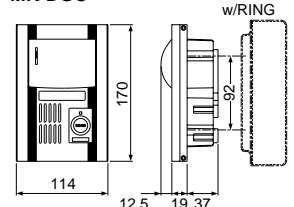
MK-DS/B



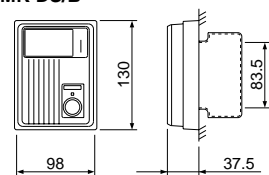
MK-DAC



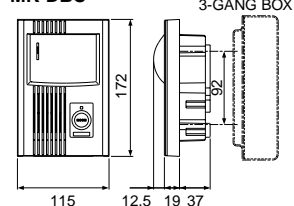
MK-DGC



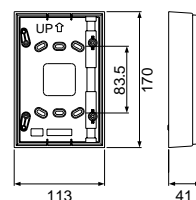
MK-DS/B



MK-DBC



MKW-R



Specifications

Camera unit	CCD camera w/infrared LED's	
Scanning line	525 lines	
Min. illumination	1 Lux at 50cm from camera	
Wiring	2 parallel wires, non-polarized. * Do not use any other type of cable nor with extra wires. Terminate unused wires with a 120Ω resistor at every end.	
Distance	0.65mmø	1.0mmø
• Master to MK-DAC	50m	100m
• Master to MK-DS/B	100m	200m

System components

SYSTEM	STATION CAPACITY		
	PanTilt door	IE/IF door	Video monitor
MY-1CD	1	—	1
MY-2CD	2	1	3
MY-CU w/IE-8MD	1	1	6
MYW-P3CB w/IE-8MD	2	—	6
MYW-P1L w/LEF, LEF-C	1	—	2~
MYW-P3L w/LEF, LEF-C	3	—	2~
TB-ADM10 w/TC-M	10	— (*)	1

(*) Any number in place of PanTilt door