

SUN KIT

FOR SLIDING GATES UP TO 1100 kg, 24 Vdc



PLUS

With slowdown function both in opening and closing to preserve gate integrity

Conceived to carry intensive use (24 Vdc version)

Water resistant SUB remote control included

Night Light System with LED light included (NLS version)

14A control unit (NLS version)

CT10324 24 Vdc control unit with integrated display (version without NLS)



Simple and intuitive programming and data management thanks to the KUBE PRO wireless module








All kits that include the 14A control unit offer the possibility of adding up to 20 additional LED lights, to illuminate the entrance of the house during the night automatically and economically



IoT collective network of connected devices and technologies which facilitates communication between devices via Bluetooth and Cloud

MODELS · WITH NIGHT LIGHT SYSTEM









CODE	DESCRIPTION	WEIGHT	PCS PALLET
KSUN5024EK	Kit for sliding gates up to 500 kg, 24 Vdc motor, control unit 14A with slowdown, electric limit switch. With night light function included. Residential use	13,2 kg	36
KSUN5024KK	Kit for sliding gates up to 500 kg, 24 Vdc motor, control unit 14A with slowdown, electric limit switch. Residential use	13 kg	36
KSUN5024FEK	Kit for sliding gates up to 500 kg, 24 Vdc motor, control unit 14AF with slowdown, magnetic limit switch. With night light function included. Intensive use	14,2 kg	36
KSUN5024FKK	Kit for sliding gates up to 500 kg, 24 Vdc motor, control unit 14AF with slowdown, magnetic limit switch. Intensive use	14 kg	36
KSUN7024EK	Kit for sliding gates up to 700 kg, 24 Vdc motor, control unit 14A with slowdown, electric limit switch. With night light function included. Intensive use	14,4 kg	36
KSUN7024KK	Kit for sliding gates up to 700 kg, 24 Vdc motor, control unit 14A with slowdown, electric limit switch. Intensive use	13,8 kg	36
KSUN11024EK	Kit for sliding gates up to 1100 kg, 24 Vdc motor, control unit 14A with slowdown, electric limit switch. With night light function included. Intensive use	15,1 kg	36

CODE	DESCRIPTION	WEIGHT	PCS PALLET
  KSUN11024KK	Kit for sliding gates up to 1100 kg, 24 Vdc motor, control unit 14A with slowdown, electric limit switches	14,9 kg	18
  KSUN5024TW	Pair of motors for opposed sliding gates up to 500 kg, 24 Vdc, control unit 14A with slow down function and electric limit switch	22,4 kg	5 

KIT COMPONENTS

	 SUN	 ECLIPSE	 RX4K	 FT33/FT23	 SUB44WR	 SUB44R	 KUBE
KSUN5024EK	• 1 PC	•	•	• FT33	•	•	•
KSUN5024KK	• 1 PC	•	•	• FT23	•	•	•
KSUN5024FEK	• 1 PC	•	•	• FT33	•	•	•
KSUN5024FKK	• 1 PC	•	•	• FT23	•	•	•
KSUN7024EK	• 1 PC	•	•	• FT33	•	•	•
KSUN7024KK	• 1 PC	•	•	• FT23	•	•	•
KSUN11024EK	• 1 PC	•	•	• FT33	•	•	•
KSUN11024KK	• 1 PC	•	•	• FT23	•	•	•
KSUN5024TW	• 2 PCS						

MODELS · WITHOUT NIGHT LIGHT SYSTEM

CODE	DESCRIPTION	WEIGHT	PCS PALLET
  KSUN5324ES	Kit for sliding gates up to 500 kg, 24 Vdc motor, control unit CT10324 with slowdown, electric limit switch	13 kg	36
  KSUN5324KS	Kit for sliding gates up to 500 kg, 24 Vdc motor, control CT10324 unit with slowdown, electric limit switch	12,8 kg	36
  KSUN7324ES	Kit for sliding gates up to 700 kg, 24 Vdc motor, control unit CT10324 with slowdown, electric limit switch	14,1 kg	36
  KSUN7324KS	Kit for sliding gates up to 700 kg, 24 Vdc motor, control unit CT10324 with slowdown, electric limit switch	13,9 kg	36

KIT COMPONENTS

	 SUN	 LUMY	 RX4K	 FT33/FT23	 SUB44WR	 SUB44R
KSUN5324ES	• 1 PZ.	•	INTEGRATED	• FT33	• 2 PCS	
KSUN5324KS	• 1 PZ.	•	INTEGRATED	• FT23		• 2 PCS
KSUN7324ES	• 1 PZ.	•	INTEGRATED	• FT33	• 2 PCS	
KSUN7324KS	• 1 PZ.	•	INTEGRATED	• FT 23		• 2 PCS