


# Electro-mechanical operator

for residential swing-leaf gates with single-leaf max width of 3 m (415) and 4 m (415 L)



- "In axis" thrust operator.
- Available in versions with a 300 mm (max leaf 3 m) and 400 mm (max leaf 4 m) rod stroke.
- Available in versions with/without a travel limit device.
- New control unit with anti-crushing device and virtual encoder with reverse function upon detection of obstacle.
- Emergency battery to ensure operation in case of powercut (optional).
- Manual release device with simplified key-protected activation.
- 24 Vdc power supply to travel limit devices (if present) for maximum safety, with facility for controlling travel limit stops and slow-downs.
- Horizontal exit for cables to allow near to ground installation (low installation).

## New

- Option to add BUS XIB interface for applications using NO BUS devices.

## DIMENSIONS AND TECHNICAL SPECIFICATIONS OF 415 - 24 Vdc

	415	415 LS	415 L	415 L LS		415	415 LS	415 L	415 L LS
Power supply	24 Vdc				Type and frequency of use at 20 °C	Continuous use			
Power	70 W				Indicative minimum hourly cycles at 20 °C	~30		~25	
Current	3 A				Operating ambient temperature	-20 °C to +55 °C			
Thrust	280 daN				Weight of operator	7.8 Kg		8 Kg	
Rod stroke	300 mm		400 mm		Dimensions (L x D x H) in mm	835 x 105 x 148		940 x 105 x 148	
Rod extension speed	1.6 cm/sec				Protection class	IP 44			
Leaf max. width (*)	3 m*		4 m**		Travel limit microswitches	NO	YES	NO	YES

(\*) Use of the electric lock is recommended over 2.50 m. (\*\*) Use of the electric lock is recommended over 3.00 m.

## EXAMPLE OF A TYPICAL INSTALLATION



### ■ (A) Low voltage cabling

- 3 cables 3x0.50
- 1 cable 2x0.50

### ■ (B) Power cabling (230 V)

- 2 cables 3x1.50+T
- 1 cable 2x1.5+T
- 1 cable 2x1.5

N.B.: Cable sections in mm<sup>2</sup>

Ref.	Q.ty	Description	Item code	Price (euro)
①	2	Operator 415 - 24 Vdc	1044151	
①	1	Control board E 024S with enclosure	790286	
⑤	1	Frequency module XF 433	319006	
	1	Transmitter XT2 433 SLH	787003	
②	1	Flashing lamp FAACLIGHT 24 Vdc	410014	
⑥	1	Pair of photocells XP15B	785149	
	1	Key-operated push-button T10 E	401019001/36	
<b>TOTAL</b>				

### Notes

**IMPORTANT:** The configuration does not include the safety devices (i.e.: active or passive safety edges) that are to be determined according to the specific "risk analysis" of each installation (Ref.: UNI-EN 12445 and 12453 European Standards).

- The indicated price does not include the installation costs and the expenses for masonry, electrical and metalwork preparations.

## 415 - 24 VDC

Model	Use		Control unit	Item code	Price (euro)
	Single-leaf max. width (m)	Use frequency (cycles/hour)			
415 - 24 Vdc	3 m	Continuous use	Not included	1044151	
415 LS - 24 Vdc	3 m	Continuous use	Not included	1044161	
415 L - 24 Vdc	4 m	Continuous use	Not included	1044171	
415 L LS - 24 Vdc	4 m	Continuous use	Not included	1044181	


The package contains: a low voltage electro-mechanical operator, installation accessories, a release key.

## CONTROL UNITS



**Control unit E 024S**  
Technical specifications page 159

Item code 790286  
Price (euro)



**Control unit E 124**  
Technical specifications page 160

Item code 790284  
Price (euro)



**Emergency battery kit XBAT 24**  
(not for E 124)

Item code 390923  
Price (euro)

## SPECIFIC ACCESSORIES



**Plate for walling-in**

Item code 737604  
Price (euro)




**Rod housing for mod. 415 and mod. 415 LS**  
(rod stroke 300 mm)

Item code 727525  
Price (euro)



**Emergency battery support kit \***  
(only for E 124)

Item code 390926  
Price (euro)



**BUS XIB interface**  
(if E024S board is used with non BUS photocells)

Item code 790062  
Price (euro)



**Receiving-transmitting module X-COM**

Item code 787150  
Price (euro)



**X-COM BOX module**

Item code 790061  
Price (euro)

### Notes

- (\*) The 2 Pb standard batteries are not supplied by FAAC. 12 V/4Ah needed. Dimensions: 90x70x108 mm.

## OTHER ACCESSORIES



**Key-operated push-buttons**  
page 185



**Photocells and Columns**  
page 189



**Safety devices**  
page 191



**Flashing lamps**  
page 193



**Transmitters**  
page 182



**Various accessories**  
page 194